

Safal HERBS LIMITED

Regd. Off. : B-29, Ujval Complex, Opp. Old Bus Stand, Ahmednagar, Maharashtra - 414001.

(I) (a) STATEMENT SHOWING SHARE HOLDING PATTERN FOR THE QUARTER ENDED ON 30/06/2013
SCRIP CODE:532034 COMPANY NAME: SAFAL HERBS LIMITED

Partly paid - up Shares	No. of Partly Paid up Shares	As a % of total no. of Partly Paid Up Share	As a % of total No. of shares of the Company
Held by promoter/ promoter group	NIL	NIL	NIL
Held by Public	NIL	NIL	NIL
Total	NIL	NIL	NIL
Outstanding Convertible Securities	No. of Outstanding Securities	As a % of total no. of outstanding Convertible securities	As a % of total no. of shares of the Company assuming full conversion of the convertible securities
Held by promoter/ promoter group	NIL	NIL	NIL
Held by Public	NIL	NIL	NIL
Total	NIL	NIL	NIL
Warrants	No. of Warrants	As a % of total no. of Warrants	As a % of total no. of shares of the Company assuming full conversion of Warrants
Held by promoter/ promoter group	NIL	NIL	NIL
Held by Public	NIL	NIL	NIL
Total	NIL	NIL	NIL
Total paid - up capital of the company, assuming full conversion of warrants and convertible securities	10,00,00,000 shares		

Date: 20.07.2013
Place: Ahmednagar

For Safal Herbs Limited



STATEMENT SHOWING SHARE HOLDING PATTERN FOR THE QUARTER ENDED ON 31/03/2013


SCRIP CODE:532034

COMPANY NAME: SAFAL HERBS LIMITED

Cate Code	Category of Shareholders	No of Share Holders	No of Shares Held	No of Shares Held in Demat	Total Shareholding as % of Total No. of Shares		Shares Pledged or Otherwise Encumbered	
					As %age of (A+B)	As %age of (A+B+C)	No. of Shares	As a % of A
A	Shareholding of promoter and promoter group							
1	Indian							
a	Individuals/HUFs	17	21814500	3000000	21.81450	21.81450	0	0.00000
b	Central Govt./State Govts.	0	0	0	0.00000	0.00000	0	0.00
c	Bodies Corporate	1	1900000	0	1.90000	1.90000	0	0.00
d	Financial Institutions/Banks	0	0	0	0.00000	0.00000	0	0.00
e	Any other	0	0	0	0.00000	0.00000	0	0.00
	Sub Total A(1)	18	23714500	3000000	23.71450	23.71450	0	0.00000
2	Foreign							
a	Non Resident Individuals/Foreign Ind.	0	0	0	0.00000	0.00000	0	0.00
b	Bodies Corporate	0	0	0	0.00000	0.00000	0	0.00
c	Institutions	0	0	0	0.00000	0.00000	0	0.00
d	Any others	0	0	0	0.00000	0.00000	0	0.00
	Sub Total A(2)	0	0	0	0.00000	0.00000	0	0.00
	Total Share Holding of promoter group	18	23714500	3000000	23.71450	23.71450	0	0.00000
B	Public Shareholding							
1	Institutions							
a	Mutual Funds/UTI	0	0	0	0.00000	0.00000	0	0.00
b	Financial Institutions/Banks	0	0	0	0.00000	0.00000	0	0.00
c	Central Govt./State Govt.	0	0	0	0.00000	0.00000	0	0.00
d	Venture Capital Funds	0	0	0	0.00000	0.00000	0	0.00
e	Insurance Companies	0	0	0	0.00000	0.00000	0	0.00
f	Foreign Institutional Investors	0	0	0	0.00000	0.00000	0	0.00
g	Foreign Venture Capital Investors	0	0	0	0.00000	0.00000	0	0.00
h	Any other	0	0	0	0.00000	0.00000	0	0.00
	Sub Total B(1)	0	0	0	0.00000	0.00000	0	0.00
2	Non Institutions							
a	Bodies Corporate	121	23339067	23339067	23.33907	23.33907	0	0.00
b1	Individuals-shareholders holding normal Share capital upto Rs 1 lac	1223	12585262	10183262	12.58526	12.58526	0	0.00
b2	Individuals-shareholders holding normal Share capital in excess of Rs 1 lac	89	35571560	32797560	35.57156	35.57156	0	0.00
c	Any other 1) Individual Director	0	0	0	0.00000	0.00000	0	0.00
	2) Clearing Member	23	391219	391219	0.39122	0.39122	0	0.00
	3) NRI	3	13210	13210	0.01321	0.01321	0	0.00
	4) OCB's	0	0	0	0.00000	0.00000	0	0.00
	5) HUF	95	4385182	4187182	4.38518	4.38518	0	0.00
	Sub Total B(2)	1554	76285500	70911500	76.28550	76.28550	0	0.00
	Total Public Share Holding B(1) + B(2)	1554	76285500	70911500	76.28550	76.28550	0	0.00
	Total A + B	1572	100000000	73911500	100.00000	100.00000	0	0
C	Shares held by Custodians and against which Depository receipts have been issued	0	0	0	0.00000	0.00000	0	0.00
	Grand Total A + B + C	1572	100000000	73911500	100.00000	100.00000	0	0

For Safal Herbs

Director




(I)(b) Statement showing holding of securities (including shares, warrants, convertible securities) of persons belonging to the category "Promoter and Promoter Group"

Sr.	Name of the shareholder	Details of Shares held		Encumbered shares (*)			Details of warrants		Details of convertible securities		Total shares (including underlying shares assuming full conversion of warrants and convertible securities) as a % of diluted share capital
		Number of shares held	As a % of grand total (A)+(B)+(C)	No.	As a percentage	As a % of grand total (A)+(B)+(C) of sub-clause (I)(a)	Number of warrants held	As a % total number of warrants of the same class	Number of convertible securities held	As a % total number of convertible securities of the same class	
	(II)	(III)	(IV)	(V)	(VI)=(V)/(III)*100	(VII)	(VIII)	(IX)	(X)	(XI)	(XII)
1.	Dhananjay V. Parikh	12193000	12.19	NIL	NIL	NIL	NIL	NIL	NIL	NIL	12193000
2	Vipul Shah	4637500	4.64	NIL	NIL	NIL	NIL	NIL	NIL	NIL	4637500
3	Bhupendrakumar H. Shah	3399000	3.40	NIL	NIL	NIL	NIL	NIL	NIL	NIL	3399000
4	A. D. Parikh	786000	0.79	NIL	NIL	NIL	NIL	NIL	NIL	NIL	786000
5	A. V. Shah	176000	0.18	NIL	NIL	NIL	NIL	NIL	NIL	NIL	176000
6	S. H. Shah(HUF)	220000	0.22	NIL	NIL	NIL	NIL	NIL	NIL	NIL	220000
7	B. H. Shah (HUF)	14000	0.01	NIL	NIL	NIL	NIL	NIL	NIL	NIL	14000
8	Shrenik H. Shah	180000	0.18	NIL	NIL	NIL	NIL	NIL	NIL	NIL	180000
9	Sunita S. Shah	18000	0.02	NIL	NIL	NIL	NIL	NIL	NIL	NIL	18000
10	Ronak B. Shah	35000	0.04	NIL	NIL	NIL	NIL	NIL	NIL	NIL	35000
11	Romil B. Shah	35000	0.04	NIL	NIL	NIL	NIL	NIL	NIL	NIL	35000
	Rohil B. Shah	5000	0.01	NIL	NIL	NIL	NIL	NIL	NIL	NIL	5000
	Roshan S. Shah	13000	0.01	NIL	NIL	NIL	NIL	NIL	NIL	NIL	13000
14	Purvi S. Shah	100000	0.10	NIL	NIL	NIL	NIL	NIL	NIL	NIL	100000
15	Bhujawani Securities Pvt. L	1900000	1.90	NIL	NIL	NIL	NIL	NIL	NIL	NIL	1900000
16	V. J. Shah	1000	0.00	NIL	NIL	NIL	NIL	NIL	NIL	NIL	1000
17	N. R. Doshi	1000	0.00	NIL	NIL	NIL	NIL	NIL	NIL	NIL	1000
18	V. C. Shah	1000	0.00	NIL	NIL	NIL	NIL	NIL	NIL	NIL	1000
TOTAL		23714500	23.7145	NIL	NIL	NIL	NIL	NIL	NIL	NIL	23714500

(*) The term "encumbrance" has the same meaning as assigned to it in regulation 28(3) of the SAST Regulations, 2011

For Safal Herbs Limited



(I)(c)(i) Statement showing holding of securities (including shares, warrants, convertible securities) of persons belongi category "Public" and holding more than 1% of the total number of shares

Sr. No.	Name of the shareholder	Number of shares held	Shares as a percentage of total number of shares {i.e., Grand Total (A)+(B)+(C) indicated in Statement at para (I)(a) above}	Details of warrants		Details of convertible securities	
				Number of warrants held	As a % total number of warrants of the same class	Number of convertible securities held	% w.r.t total number of convertible securities of the same class
1	Rajubhai B. Desai	1459332	1.46	NIL	NIL	NIL	NIL
2	Chandubhai D. Vaghela	1659175	1.66	NIL	NIL	NIL	NIL
3	Shaileshbhai P. Chauhan	1134900	1.13	NIL	NIL	NIL	NIL
4	Sequel E - Routers Limited	1424249	1.42	NIL	NIL	NIL	NIL
5	Globe Fincap Limited	4168000	4.17	NIL	NIL	NIL	NIL
6	GRK Finance Company Pvt. Ltd.	2810000	2.81	NIL	NIL	NIL	NIL
7	Monarch Research & Brokerage Pvt. L	1122485	1.12	NIL	NIL	NIL	NIL
8	Rajeshkumar Christie	1095029	1.10	NIL	NIL	NIL	NIL
9	Gautamsingh Shivsingh Zala	1152185	1.15	NIL	NIL	NIL	NIL
10	Shah Truptiben Narendrakumar	1564995	1.56	NIL	NIL	NIL	NIL
11	Sureshkumar M. Jain	1567842	1.57	NIL	NIL	NIL	NIL
12	Sunflower Broking Pvt. Ltd.	1311760	1.31	NIL	NIL	NIL	NIL
13	ETL Infrastructure Finance Ltd.	1250000	1.25	NIL	NIL	NIL	NIL
14	Viraj Mercantile Pvt. Ltd.	1193494	1.19	NIL	NIL	NIL	NIL
TOTAL		22913446	22.91	NIL	NIL	NIL	NIL


For Safal Herbs L



(I)(c)(ii) Statement showing holding of securities (including shares, warrants, convertible securities) of persons (together with PAC) belonging to the category "Public" and holding more than 5% of the total number of shares of the company

Sr. No.	Name(s) of the shareholder(s) and the Persons Acting in Concert (PAC) with them	Number of shares	Shares as a percentage of total number of shares (i.e., Grand Total (A)+(B)+(C) indicated in Statement at para (I)(a) above;	Details of warrants		Details of convertible securities		Total shares (including underlying shares assuming full conversion of warrants and convertible securities) as a % of diluted share capital
				Number of warrants.	As a % total number of warrants of the same class	Number of convertible securities held	% w.r.t total number of convertible securities of the same class	
	NIL	NIL	NIL	NIL	NIL	NIL	NIL	NIL
TOTAL	NIL	NIL	NIL	NIL	NIL	NIL	NIL	NIL

For Safal Herbs Limited



Director

(I) (d) STATEMENT SHOWING DETAILS OF LOCKD IN SHARES

SCRIP CODE:532034

COMPANY NAME: SAFAL HERBS LIMITED

Sr. No	Name of Shareholder	No of Locked-in Shares	% to Total No of Shares
	NIL	NIL	NIL

(II) (a) STATEMENT SHOWING DETAILS OF DEPOSITORY RECEIPTS (DRs)

Sr. No	Type of Outstanding DR ((ADRs, GDRs, SDRs, etc.)	No of Outstanding DRs	No of Shares underlying O/s DRs.	shares underlying O/s DRs as % of Total Shares indicated in Statement at para (I)(a) above.
	NIL	NIL	NIL	NIL

(II) (b) STATEMENT SHOWING HOLDING OF DEPOSITORY RECEIPTS (DRs) WHERE UNDERLYING SHARES ARE IN EXCESS OF 1% OF THE TOTAL NO. OF SHARES

Sr. No	Name of the DR Holder	Type of Outstanding DR ((ADRs, GDRs, SDRs, etc.)	No of Shares underlying O/s DRs.	shares underlying O/s DRs as % of Total Shares indicated in Statement at para (I)(a) above.
	NIL	NIL	NIL	NIL

For Safal Herbs Limited
M. Desai
Director

