



Parikh Herbals Limited

12,

(I) (a) STATEMENT SHOWING SHARE HOLDING PATTERN FOR THE QUARTER ENDED ON 31/12/2011

SCRIP CODE:532034

COMPANY NAME: PARIKH HERBALS LIMITED

Partly paid - up Shares	No. of Partly Paid up Shares	As a % of total no. of Partly Paid Up Share	As a % of total No. of shares of the Company
Held by promoter/ promoter group	NIL	NIL	NIL
Held by Public	NIL	NIL	NIL
Total	NIL	NIL	NIL
Outstanding Convertible Securities	No. of Outstanding Securities	As a % of total no. of outstanding Convertible securities	As a % of total no. of shares of the Company assuming full conversion of the convertible securities
Held by promoter/ promoter group	NIL	NIL	NIL
Held by Public	NIL	NIL	NIL
Total	NIL	NIL	NIL
Warrants	No. of Warrants	As a % of total no. of Warrants	As a % of total no. of shares of the Company assuming full conversion of Warrants
Held by promoter/ promoter group	NIL	NIL	NIL
Held by Public	NIL	NIL	NIL
Total	NIL	NIL	NIL
Total paid - up capital of the company, assuming full conversion of warrants and convertible securities		10,00,00,000	

Date: 06.01.2012

Place: Pune

For Parikh Herbals Limited

DIRECTOR



STATEMENT SHOWING SHARE HOLDING PATTERN FOR THE QUARTER ENDED ON 31/12/2011

SCRIP CODE:532034

COMPANY NAME: PARIKH HERBALS LIMITED

Cate Code	Category of Shareholders	No of Share Holders	No of Shares Held	No of Shares Held in Demat	Total Shareholding as % of Total No. of Shares		Shares Pledged or Otherwise Encumbered	
					As %age of (A+B)	As %age of (A+B+C)	No. of Shares	As a % of A
A	Shareholding of promoter and promoter group							
1	Indian							
a	Individuals/HUFs	17	4460000	0	44.60000	44.60000	0	0.00000
b	Central Govt./State Govts	0	0	0	0.00000	0.00000	0	0.00
c	Bodies Corporate	1	190000	0	1.90000	1.90000	0	0.00
d	Financial Institutions/Banks	0	0	0	0.00000	0.00000	0	0.00
e	Any other	0	0	0	0.00000	0.00000	0	0.00
	Sub Total A(1)	18	4650000	0	46.50000	46.50000	0	0.00000
2	Foreign							
a	Non Resident Individuals/Foreign Ind.	0	0	0	0.00000	0.00000	0	0.00
b	Bodies Corporate	0	0	0	0.00000	0.00000	0	0.00
c	Institutions	0	0	0	0.00000	0.00000	0	0.00
d	Any others	0	0	0	0.00000	0.00000	0	0.00
	Sub Total A(2)	0	0	0	0.00000	0.00000	0	0.00
	Total Share Holding of promoter group	18	4650000	0	46.50000	46.50000	0	0.00000
B	Public Shareholding							
1	Institutions							
a	Mutual Funds/UTI	0	0	0	0.00000	0.00000	0	0.00
b	Financial Institutions/Banks	0	0	0	0.00000	0.00000	0	0.00
c	Central Govt /State Govt.	0	0	0	0.00000	0.00000	0	0.00
d	Venture Capital Funds	0	0	0	0.00000	0.00000	0	0.00
e	Insurance Companies	0	0	0	0.00000	0.00000	0	0.00
f	Foreign Institutional Investors	0	0	0	0.00000	0.00000	0	0.00
g	Foreign Venture Capital Investors	0	0	0	0.00000	0.00000	0	0.00
h	Any other	0	0	0	0.00000	0.00000	0	0.00
	Sub Total B(1)	0	0	0	0.00000	0.00000	0	0.00
2	Non Institutions							
a	Bodies Corporate	0	0	0	0.00000	0.00000	0	0.00
b1	Individuals-shareholders holding normal Share capital upto Rs 1 lac	481	531500	0	5.31500	5.31500	0	0.00
b2	Individuals-shareholders holding normal Share capital in excess of Rs 1 lac	120	4818500	0	48.18500	48.18500	0	0.00
c	Any other 1) Individual Director	0	0	0	0.00000	0.00000	0	0.00
	2) Clearing Member				0.00000	0.00000	0	0.00
	3) NRI				0.00000	0.00000	0	0.00
	4) OCB's	0	0	0	0.00000	0.00000	0	0.00
	5) Trust	0	0	0	0.00000	0.00000	0	0.00
	Sub Total B(2)	601	5350000	0	53.50000	53.50000	0	0.00
	Total Public Share Holding B(1) + B(2)	601	5350000	0	53.50000	53.50000	0	0.00
	Total A + B	619	10000000	0	100.00000	100.00000	0	0
C	Shares held by Custodians and against which Depository receipts have been issued	0	0	0	0.00000	0.00000	0	0.00
	Grand Total A + B + C	619	10000000	0	100.00000	100.00000	0	0

Date: 06.01.2012

Place: Pune

I For Parikh Herbals Limited

Director

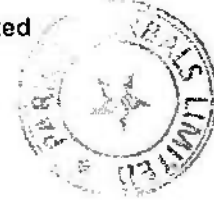


(I)(b) STATEMENT SHOWING SHAREHOLDING OF PERSONS BELONG TO PROMOTERS & PROMOTER GROUP

Sr. No.	Name of Shareholder	No of Shares	Shares as % of Total no of shares	Shares Pledged or otherwise		
				Number	as a Percentag	As a % of of grand total
1	Dhananjay V. Parikh	1219300	12.19	0	0	0.00000
2	Vipul Shah	1265150	12.65	0	0	0.00000
3	Bhupendrakumar H. Shah	1665000	16.65	0	0	0.00000
4	A. J. Parikh	78600	0.79	0	0	0.00000
5	A. V. Shah	17600	0.18	0	0	0.00000
6	S. H. Shah(HUF)	35000	0.35	0	0	0.00000
7	B. H. Shah (HUF)	35000	0.35	0	0	0.00000
8	Shrenik H. Shah	27550	0.28	0	0	0.00000
9	Shruti S. Shah	24000	0.24	0	0	0.00000
10	Ronak B. Shah	18500	0.19	0	0	0.00000
11	Ramil B. Shah	18500	0.19	0	0	0.00000
12	Rchil B. Shah	18500	0.19	0	0	0.00000
13	Rcshan S. Shah	18500	0.19	0	0	0.00000
14	Purvi S. Shah	18500	0.19	0	0	0.00000
15	Bhojwani Securities Pvt. Ltd.	190000	1.90	0	0	0.00000
16	V. J. Shah	100	0.00	0	0	0.00000
17	N. R. Doshi	100	0.00	0	0	0.00000
18	V. C. Shah	100	0.00	0	0	0.00000
	Total	4650000	46.50	0.00000	0	0.00000

For Parikh Herbals Limited



DIRECTOR



(I) (c) STATEMENT SHOWING SHAREHOLDING OF PERSONS BELONGING TO THE CATEGORY OF "PUBLIC" AND HOLDING MORE THAN 1% OF THE TOTAL NO OF SHARES

Sr. No.	Name of Shareholder	No of Shares	% to Total No of Shares indicated in Statement at para (I)(a) above.
1	R. Priyadarshini	115000	1.15
	Total	115000	1.15

For Parikh Herbals Limited



Director



(I)(c)(ii) Statement showing holding of securities (including shares, warrants, convertible securities) of persons (together with PAC) belonging to the category "Public" and holding more than 5% of the total number of shares of the company

Sr. No.	Name(s) of the shareholder(s) and the Persons Acting in Concert (PAC) with them	Number of shares	Shares as a percentage of total number of shares (i.e., Grand Total (A)+(B)+(C) indicated in Statement at para (I)(a) above)	Details of warrants		Details of convertible securities		Total shares (including underlying shares assuming full conversion of warrants and convertible securities) as a % of diluted share capital
				Number of warrants	As a % total number of warrants of the same class	Number of convertible securities held	% w.r.t total number of convertible securities of the same class	
	NIL	NIL	NIL	NIL	NIL	NIL	NIL	NIL
TOTAL	NIL	NIL	NIL	NIL	NIL	NIL	NIL	NIL

For Parikh Herbals Limited




Director

(I) (d) STATEMENT SHOWING DETAILS OF LOCKD IN SHARES

SCRIP CODE:532034

COMPANY NAME: PARIKH HERBALS LIMITED

Sr. No	Name of Shareholder	No of Locked-in Shares	% to Total No of Shares
1	Dhananjay V. Parikh	1219300	12.19
2	Vipul Shah	1265150	12.65
3	Bhupendrakumar H. Shah	1665000	16.65
4	A. D. Parikh	78600	0.79
5	A. V. Shah	17600	0.18
6	S. H. Shah(HUF)	35000	0.35
7	B. H. Shah (HUF)	35000	0.35
8	Shrenik H. Shah	27550	0.28
9	Sunita S. Shah	24000	0.24
10	Ronak B. Shah	18500	0.19
11	Romil B. Shah	18500	0.19
12	Rohil B. Shah	18500	0.19
13	Roshan S. Shah	18500	0.19
14	Purvi S. Shah	18500	0.19
15	Bhojawani Securities Pvt. Ltd.	190000	1.90
16	V. J. Shah	100	0.00
17	N. R. Doshi	100	0.00
18	V. C. Shah	100	0.00
	TOTAL LOCKED IN SHARES	NIL	NIL


(II) (a) STATEMENT SHOWING DETAILS OF DEPOSITORY RECEIPTS (DRs)

Sr. No	Type of Outstanding DR ((ADRs, GDRs, SDRs, etc.)	No of Outstanding DRs	No of Shares underlying O/s DRs.	shares underlying Ors DRs as % of Total Shares indicated in Statement at para (I)(a) above.
	NIL	NIL	NIL	NIL

(II) (b) STATEMENT SHOWING HOLDING OF DEPOSITORY RECEIPTS (DRs) WHERE UNDERLYING SHARES ARE IN EXCESS OF 1% OF THE TOTAL NO. OF SHARES

Sr. No	Name of the DR Holder	Type of Outstanding DR ((ADRs, GDRs, SDRs, etc.)	No of Shares underlying O/s DRs.	shares underlying O/s DRs as % of Total Shares indicated in Statement at para (I)(a) above.
	NIL	NIL	NIL	NIL

For Parikh Herbals Limited



Director

