



# Safal HERBS LIMITED

Regd. Off. : B-29, Ujval Complex, Opp. Old Bus Stand, Ahmednagar, Maharashtra - 414001.

(I) (a) STATEMENT SHOWING SHARE HOLDING PATTERN FOR THE QUARTER ENDED ON 31/12/2013  
SCRIP CODE:532034 COMPANY NAME: SAFAL HERBS LIMITED


Partly paid - up Shares	No. of Partly Paid up Shares	As a % of total no. of Partly Paid Up Share	As a % of total No.
			of shares of the Company
Held by promoter/ promoter group	NIL	NIL	NIL
Held by Public	NIL	NIL	NIL
Total	NIL	NIL	NIL
Outstanding Convertible Securities	No. of Outstanding Securities	As a % of total no. of outstanding Convertible securities	As a % of total no. of shares of the Company assuming full conversion of the convertible securities
Held by promoter/ promoter group	NIL	NIL	NIL
Held by Public	NIL	NIL	NIL
Total	NIL	NIL	NIL
Warrants	No. of Warrants	As a % of total no. of Warrants	As a % of total no. of shares of the Company assuming full conversion of Warrants
Held by promoter/ promoter group	NIL	NIL	NIL
Held by Public	NIL	NIL	NIL
Total	NIL	NIL	NIL
Total paid - up capital of the company, assuming full conversion of warrants and convertible securities	10,00,00,000 shares		

Date: 20.01.2014  
Place: Ahmednagar

For Safal Herbs Limited

*M.B. Desai*

DIRECTOR



## STATEMENT SHOWING SHARE HOLDING PATTERN FOR THE QUARTER ENDED ON 31/12/2013


SCRIP CODE:532034

COMPANY NAME: SAFAL HERBS LIMITED

Cate Code	Category of Shareholders	No of Share Holders	No of Shares Held	No of Shares Held in Demat	Total Shareholding as % of Total No. of Shares		Shares Pledged or Otherwise Encumbered	
					As %age of (A+B)	As %age of (A+B+C)	No. of Shares	As a % of A
<b>A</b>	<b>Shareholding of promoter and promoter group</b>							
<b>1</b>	<b>Indian</b>							
a	Individuals/HUFs	17	20117500	3000000	20.11750	20.11750	0	0.00000
b	Central Govt./State Govts.	0	0	0	0.00000	0.00000	0	0.00
c	Bodies Corporate	1	1547000	0	1.54700	1.54700	0	0.00
d	Financial Institutions/Banks	0	0	0	0.00000	0.00000	0	0.00
e	Any other	0	0	0	0.00000	0.00000	0	0.00
	<b>Sub Total A(1)</b>	<b>18</b>	<b>21664500</b>	<b>3000000</b>	<b>21.66450</b>	<b>21.66450</b>	<b>0</b>	<b>0.00000</b>
<b>2</b>	<b>Foreign</b>							
a	Non Resident Individuals/Foreign Ind.	0	0	0	0.00000	0.00000	0	0.00
b	Bodies Corporate	0	0	0	0.00000	0.00000	0	0.00
c	Institutions	0	0	0	0.00000	0.00000	0	0.00
d	Any others	0	0	0	0.00000	0.00000	0	0.00
	<b>Sub Total A(2)</b>	<b>0</b>	<b>0</b>	<b>0</b>	<b>0.00000</b>	<b>0.00000</b>	<b>0</b>	<b>0.00</b>
	<b>Total Share Holding of promoter group</b>	<b>18</b>	<b>21664500</b>	<b>3000000</b>	<b>21.66450</b>	<b>21.66450</b>	<b>0</b>	<b>0.00000</b>
<b>B</b>	<b>Public Shareholding</b>							
<b>1</b>	<b>Institutions</b>							
a	Mutual Funds/UTI	0	0	0	0.00000	0.00000	0	0.00
b	Financial Institutions/Banks	0	0	0	0.00000	0.00000	0	0.00
c	Central Govt./State Govt.	0	0	0	0.00000	0.00000	0	0.00
d	Venture Capital Funds	0	0	0	0.00000	0.00000	0	0.00
e	Insurance Companies	0	0	0	0.00000	0.00000	0	0.00
f	Foreign Institutional Investors	0	0	0	0.00000	0.00000	0	0.00
g	Foreign Venture Capital Investors	0	0	0	0.00000	0.00000	0	0.00
h	Any other	0	0	0	0.00000	0.00000	0	0.00
	<b>Sub Total B(1)</b>	<b>0</b>	<b>0</b>	<b>0</b>	<b>0.00000</b>	<b>0.00000</b>	<b>0</b>	<b>0.00</b>
<b>2</b>	<b>Non Institutions</b>							
a	Bodies Corporate	165	26273023	26174023	26.27300	26.27300	0	0.00
b1	Individuals-shareholders holding normal Share capital upto Rs 1 lac	1407	14077226	11258226	14.07720	14.07720	0	0.00
b2	Individuals-shareholders holding normal Share capital in excess of Rs 1 lac	91	32820874	29330874	32.82080	32.82080	0	0.00
c	Any other 1) Individual Director	0	0	0	0.00000	0.00000	0	0.00
	2) Clearing Member	46	1803858	1803858	1.80380	1.80380	0	0.00
	3) NRI	3	11260	11260	0.01120	0.01120	0	0.00
	4) OCB's	0	0	0	0.00000	0.00000	0	0.00
	5) HUF	104	3349259	3214259	3.34920	3.34920	0	0.00
	<b>Sub Total B(2)</b>	<b>1816</b>	<b>78335500</b>	<b>71792500</b>	<b>78.33520</b>	<b>78.33520</b>	<b>0</b>	<b>0.00</b>
	<b>Total Public Share Holding B(1) + B(2)</b>	<b>1816</b>	<b>78335500</b>	<b>71792500</b>	<b>78.33520</b>	<b>78.33520</b>	<b>0</b>	<b>0.00</b>
	<b>Total A + B</b>	<b>1834</b>	<b>100000000</b>	<b>74792500</b>	<b>100.00000</b>	<b>100.00000</b>	<b>0</b>	<b>0</b>
<b>C</b>	<b>Shares held by Custodians and against which Depository receipts have been issued</b>	<b>0</b>	<b>0</b>	<b>0</b>	<b>0.00000</b>	<b>0.00000</b>	<b>0</b>	<b>0.00</b>
	<b>Grand Total A + B + C</b>	<b>1834</b>	<b>100000000</b>	<b>74792500</b>	<b>100.00000</b>	<b>100.00000</b>	<b>0</b>	<b>0</b>

For Safal Herbs Limited

Director




**(I)(b) Statement showing holding of securities (including shares, warrants, convertible securities) of persons belonging to the category "Promoter and Promoter Group"**

Sr. No.	Name of the shareholder	Details of Shares held		Encumbered shares (*)			Details of warrants		Details of convertible securities		Total shares (including underlying shares assuming full conversion of warrants and convertible securities) as a % of diluted share capital
		Number of shares held	As a % of grand total (A)+(B)+(C)	No.	As a percentage	As a % of grand total (A)+(B)+(C) of sub-clause (I)(a)	Number of warrants held	As a % total number of warrants of the same class	Number of convertible securities held	As a % total number of convertible securities of the same class	
(I)	(II)	(III)	(IV)	(V)	(VI)=(V)/(III)*100	(VII)	(VIII)	(IX)	(X)	(XI)	(XII)
1	Dhananjay V. Parikh	12193000	12.19	NIL	NIL	NIL	NIL	NIL	NIL	NIL	12193000
2	Vipul Shah	3855500	3.86	NIL	NIL	NIL	NIL	NIL	NIL	NIL	3855500
3	Bhupendrakumar H. Shah	2659000	2.66	NIL	NIL	NIL	NIL	NIL	NIL	NIL	2659000
4	A. D. Parikh	786000	0.79	NIL	NIL	NIL	NIL	NIL	NIL	NIL	786000
5	A. V. Shah	176000	0.18	NIL	NIL	NIL	NIL	NIL	NIL	NIL	176000
6	S. H. Shah(HUF)	220000	0.22	NIL	NIL	NIL	NIL	NIL	NIL	NIL	220000
7	B. H. Shah (HUF)	14000	0.01	NIL	NIL	NIL	NIL	NIL	NIL	NIL	14000
8	Shrenik H. Shah	55000	0.06	NIL	NIL	NIL	NIL	NIL	NIL	NIL	55000
9	Sunita S. Shah	18000	0.02	NIL	NIL	NIL	NIL	NIL	NIL	NIL	18000
10	Ronak B. Shah	35000	0.04	NIL	NIL	NIL	NIL	NIL	NIL	NIL	35000
11	Romil B. Shah	35000	0.04	NIL	NIL	NIL	NIL	NIL	NIL	NIL	35000
12	Rohil B. Shah	5000	0.01	NIL	NIL	NIL	NIL	NIL	NIL	NIL	5000
13	Roshan S. Shah	13000	0.01	NIL	NIL	NIL	NIL	NIL	NIL	NIL	13000
14	Purvi S. Shah	50000	0.05	NIL	NIL	NIL	NIL	NIL	NIL	NIL	50000
15	Bhøjawani Securities Pvt. L	1547000	1.55	NIL	NIL	NIL	NIL	NIL	NIL	NIL	1547000
16	V. J. Shah	1000	0.00	NIL	NIL	NIL	NIL	NIL	NIL	NIL	1000
17	N. R. Doshi	1000	0.00	NIL	NIL	NIL	NIL	NIL	NIL	NIL	1000
18	V. C. Shah	1000	0.00	NIL	NIL	NIL	NIL	NIL	NIL	NIL	1000
<b>TOTAL</b>		<b>21664500</b>	<b>21.6645</b>	<b>NIL</b>	<b>NIL</b>	<b>NIL</b>	<b>NIL</b>	<b>NIL</b>	<b>NIL</b>	<b>NIL</b>	<b>21664500</b>

(\*) The term "encumbrance" has the same meaning as assigned to it in regulation 28(3) of the SAST Regulations, 2011

For Safal Herbs Limited




**(1)(c)(i) Statement showing holding of securities (including shares, warrants, convertible securities) of persons belonging to the category "Public" and holding more than 1% of the total number of shares**

Sr. No.	Name of the shareholder	Number of shares held	Shares as a percentage of total number of shares (i.e., Grand Total (A)+(B)+(C) indicated in Statement at para (1)(a) above)	Details of warrants		Details of convertible securities		Total shares (including underlying shares assuming full conversion of warrants and convertible securities) as a % of diluted share capital
				Number of warrants held	As a % total number of warrants of the same class	Number of convertible securities held	% w.r.t total number of convertible securities of the same class	
1	Rajubhai B. Desai	1529332	1.53	NIL	NIL	NIL	NIL	1529332
2	Chandubhai D. Vaghela	1726675	1.73	NIL	NIL	NIL	NIL	1726675
3	Shaileshbhai P. Chauhan	1452546	1.45	NIL	NIL	NIL	NIL	1452546
4	Sequel E - Routers Limited	2020099	2.02	NIL	NIL	NIL	NIL	2020099
5	Globe Fincap Limited	2170000	2.17	NIL	NIL	NIL	NIL	2170000
6	CPR Capital service limited	5765153	5.77	NIL	NIL	NIL	NIL	5765153
7	Gautamsingh Shivsingh Zala	1152185	1.15	NIL	NIL	NIL	NIL	1152185
8	Bhavesh R Mehta	1038000	1.04	NIL	NIL	NIL	NIL	1038000
9	Tejal Bhavesh Mehta	1286000	1.29	NIL	NIL	NIL	NIL	1286000
10	Sunflower Broking Private Limited	1826260	1.83	NIL	NIL	NIL	NIL	1826260
<b>TOTAL</b>		<b>19966250</b>	<b>19.97</b>	<b>NIL</b>	<b>NIL</b>	<b>NIL</b>	<b>NIL</b>	<b>19966250</b>

For Safal Herbs Limited


*M. Desai*  
Director



**(I)(c)(ii) Statement showing holding of securities (including shares, warrants, convertible securities) of persons (together with PAC) belonging to the category "Public" and holding more than 5% of the total number of shares of the company**

Sr. No.	Name(s) of the shareholder(s) and the Persons Acting in Concert (PAC) with them	Number of shares	Shares as a percentage of total number of shares (i.e., Grand Total (A)+(B)+(C) indicated in Statement at para (I)(a) above}	Details of warrants		Details of convertible securities		Total shares (including underlying shares assuming full conversion of warrants and convertible securities) as a % of diluted share capital
				Number of warrants	As a % total number of warrants of the same class	Number of convertible securities held	% w.r.t total number of convertible securities of the same class	
1	CPR Capital service	5765153	5.77	NIL	NIL	NIL	NIL	5765153
<b>TOTAL</b>		<b>5765153</b>	<b>5.77</b>	<b>NIL</b>	<b>NIL</b>	<b>NIL</b>	<b>NIL</b>	<b>5765153</b>

For Safal Herbs Limited



*MB. Desai*

Director

**(I) (d) STATEMENT SHOWING DETAILS OF LOCKD IN SHARES**

SCRIP CODE:532034

COMPANY NAME: SAFAL HERBS LIMITED

Sr. No	Name of Shareholder	No of Locked-in Shares	% to Total No of Shares
	NIL	NIL	NIL

**(II) (a) STATEMENT SHOWING DETAILS OF DEPOSITORY RECEIPTS (DRs)**

Sr. No	Type of Outstanding DR ((ADRs, GDRs, SDRs, etc.)	No of Outstanding DRs	No of Shares underlying O/s DRs.	shares underlying O/s DRs as % of Total Shares indicated in Statement at para (I)(a) above.
	NIL	NIL	NIL	NIL

**(II) (b) STATEMENT SHOWING HOLDING OF DEPOSITORY RECEIPTS (DRs) WHERE UNDERLYING SHARES ARE IN EXCESS OF 1% OF THE TOTAL NO. OF SHARES**

Sr. No	Name of the DR Holder	Type of Outstanding DR ((ADRs, GDRs, SDRs, etc.)	No of Shares underlying O/s DRs.	shares underlying O/s DRs as % of Total Shares indicated in Statement at para (I)(a) above.
	NIL	NIL	NIL	NIL

For Safal Herbs Limited

*M.B. Desai*

Director

